



WARNING

- Do not view the sun or other intense light with your products or even with the naked eye; Otherwise there may be permanent eye damage.
- Kids need to be used under the guardianship of adults to avoid the unnecessary damage.
- Do not put the plastic package a place your kids can reach. If not, the kids may put the plastic into the mouth and suffer from suffocating.

Care and Clean:

The item do not need routine maintenance other than making sure that the objective lenses and eyepieces are kept clean. Dirty objectives and/or eyepieces mean less light transmission and loss of brightness as well as unsharp images. Keep your optics clean! When not using your item, store those in the case provided.

Usage Notice:

1. Store the product in a ventilated, dry, clean place or put it in a dry box.
2. If there are dust and other dirt on the optical lens, use a professional cleaning kit to clean it. Do not wipe it directly with a cloth and a hard brush.
3. Please do not disassemble or repair the product yourself. If you need to repair it, please contact our professional after-sales department.
4. Do not use non-waterproof products in wet environments, use waterproof products in wet environments, and dry them after use.
5. When viewing indoors, please do not close the window and watch it through the window, which will reduce the product observation effect.

Avoid Choking Hazard:



Small Parts. Not for children under 3 years.


Approved Accessories:



WARNING

- This item meets the regulatory standards when used with the Svbonny accessories supplied or designated for the product.
- For a list of Svbonny-approved accessories for your item, visit the following website: <http://www.Sbony.com>

Cut along this line



Hong Kong Svbonny Technology Co.,Ltd

Add: Unit B, 5th Floor, Gallo Commercial Building, 114-118

Lockhart Road, Wanchai, Hong Kong

EU Importer: Germany Retevis Technology GmbH

Add: Uetzenacker 29,38176 Wendeburg

Web: www.svbony.com

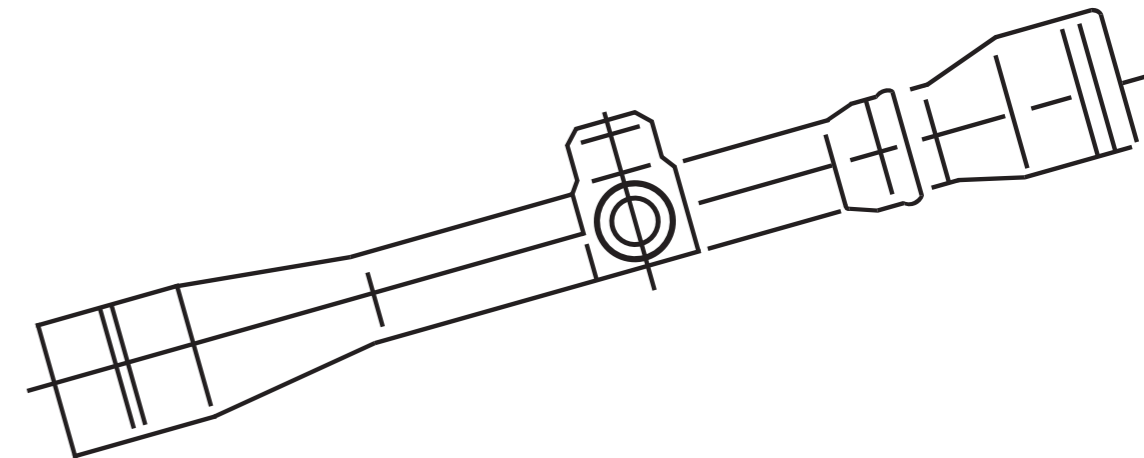
E-mail: info@svbony.com

Facebook: facebook.com/svbony



Made in China

SVBONY



SV177

• OPERATION AND USE

- Adjustment of visibility: Loose the visibility adjustment - ring, turn the eyepieces until the crosshair can be clearly seen. Then turn the visibility. Adjustment - ring and lock the eyepieces.
- Mounting and adjusting: Connect the aiming stand with the rifle first, then turn the riflescope so as to the transverse Line of the crosshair be in horizontal direction. Then adjust the position of the riflescope for comfortable aiming. At last, wring all the regular screws.
- Shooting correction: Aim at an object 100 Yards away, have a trial fire, then take a measurement of the horizontal and vertical distance between the point of Impact and the point of aiming. After turning down the protection covers, turn the upper hand - wheel and right side hand - wheel as instructed in table 2. Fire and adjust again and again until the point of impact and the point of aiming are coincided.

TABLE 2

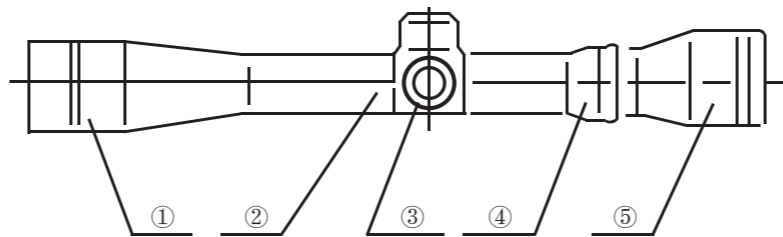
POSITION OF THE POINT OF IMPACT		UPPER LEFT	LOWER LEFT	UPPER RIGHT	LOWER RIGHT
ROTATIONAL DIRECTION	UPPER HAND WHEEL	clockwise	Counter clockwise	clockwise	Counter clockwise
	RIGHTSIDE HAND WHEEL	Counter clockwise	Counter clockwise	clockwise	clockwise

NOTE: When the hand - wheel is turned for each click value It means the point of Impact is moved 7mm correspondingly in the distance of 100 Yards

• HOW TO CARE YOUR RIFLESCOPE

- The riflescope doesn't engage the acids and the alkalis etc.
- Never wipe directly the dirt and dust on the surface of the lenses with your hands. Use soft silk or the lens cloth of a little alcohol.
- When it's damaged carelessly, please contact our maintenance departments' or our factory.

This riflescope can be coupled with airgun, hunting rifle, semi - automatic rifle etc. Because of crosshair being used Instead of the traditional front sight and notch base, the aiming speed, accuracy and percentage of hits are greatly increased. Its outer covering is made of high - strength aluminium alloy and undergoes specially anti corrosive treatment. The surface of all the optical spare parts are plated with anti - reflection coatings. Therefore, it's anti - vibration, fog - proof and shock - resistant etc.



- ① Objectives
- ② Upper hand - wheel
- ③ Right side hand - wheel
- ④ Visibility adjustment - ring
- ⑤ Eyepieces

• HOW TO CARE YOUR RIFLESCOPE

TABLE 1

MAGNIFICA-TION	FIELD OF VIEW(100YDS)	TUBE DIAMETER	OBJECTIVE DIA	EXIT PUPIL (mm)	Eye Relief	LENGTH
3-12X44AOE	25.18'-7.33'	Φ25.4mm	Φ44mm	11.36-3.3	71-80mm	337mm

NOTE: Scope Range 300 meters only & Manufactured in away which does not allow development

Warranty Card

Warranty Card	
Product Model	
Purchasing Date	
Defect Reason	
Dealer Name	
Telephone	
User's Name	
User's Address	
User's Emai	

Remarks:

1. This guarantee card should be kept by the user, no replacement if lost.
2. Most new products carry a one-year manufacturer's warranty from the date of purchase.
3. The user can get warranty and after-sales service as below:
 - Contact the seller where you buy.
4. For warranty service, you will need to provide a receipt proof of purchase from the actual seller for verification

Exclusions from Warranty Coverage:

1. To any product damaged by accident.
2. In the event of misuse or abuse of the product or as a result of unauthorized alterations or repairs.
3. If the serial number has been altered, defaced, or removed.

Cut along this line